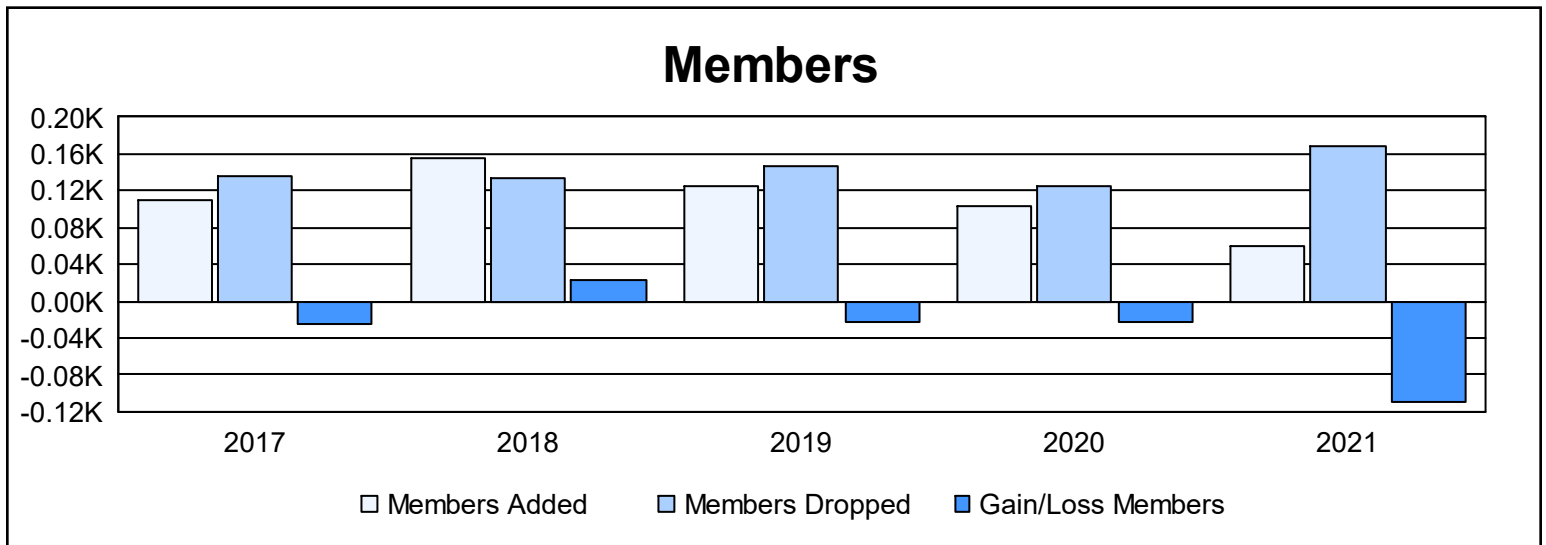
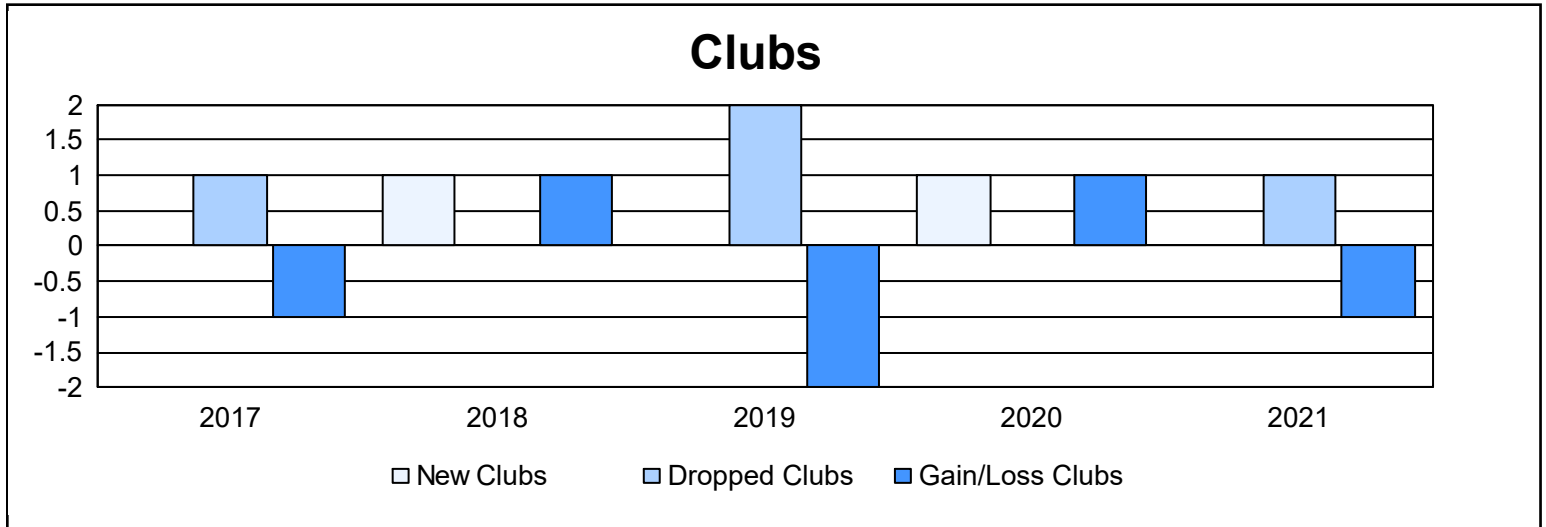
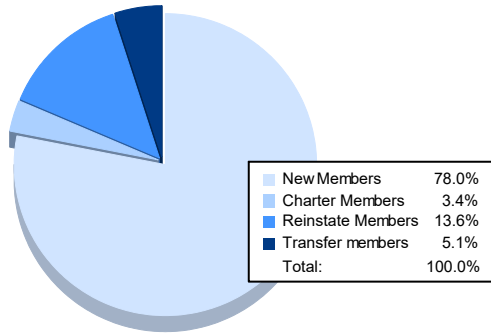


| Year | New Clubs | Dropped Clubs | Gain/ Loss Clubs | New Members | Charter Members | Reinstate Members | Transfer Members | Total Member Added | Total Members Dropped | Gain/ Loss Members |
|----------------|-----------|---------------|------------------|-------------|-----------------|-------------------|------------------|--------------------|-----------------------|--------------------|
| 2016-2017 | 0 | 1 | -1 | 98 | 2 | 3 | 7 | 110 | 135 | -25 |
| 2017-2018 | 1 | 0 | 1 | 114 | 31 | 6 | 5 | 156 | 133 | 23 |
| 2018-2019 | 0 | 2 | -2 | 98 | 13 | 6 | 7 | 124 | 147 | -23 |
| 2019-2020 | 1 | 0 | 1 | 79 | 21 | 0 | 3 | 103 | 126 | -23 |
| 2020-2021 | 0 | 1 | -1 | 46 | 2 | 8 | 3 | 59 | 168 | -109 |
| Average | 0 | 1 | 0 | 87 | 14 | 5 | 5 | 110 | 142 | -31 |



Membership Composition June 2021 Cumulative



Gender Composition June 2021 Cumulative

